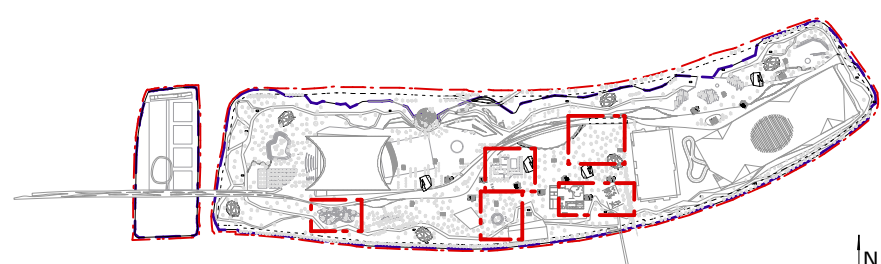


CLIENT'S REPRESENTATIVE



AL DIWAN AL AMIRI

SITE PLAN



GENERAL NOTES:-

1. ALL DIMENSIONS ARE GIVEN IN METERS UNLESS OTHERWISE SPECIFIED.
2. DO NOT SCALE FROM THIS DRAWING.
3. THIS DRAWING MUST BE READ IN CONJUNCTION WITH SPECIFICATION WORK FORMATS, SCHEDULES AND ALL OTHER RELEVANT DRAWINGS.
4. CONTRACTOR MUST REPORT ANY DISCREPANCIES PRIOR TO EXECUTION OF ANY WORKS.
5. ALL DIMENSIONS MUST BE VERIFIED ON SITE PRIOR TO ORDERING OR MANUFACTURING ANY MATERIALS.
6. THE CONTRACTOR IS RESPONSIBLE FOR FULL COORDINATION WITH ALL OTHER ENGINEERING WORKS TO ENSURE PROPER INSTALLATION.
7. THE CONTRACTOR SHOULD CONFORM TO ON-SITE INSTALLATION REQUIREMENTS AND STANDARDS AS LAID DOWN BY REGULATORY AUTHORITIES.
8. CLIENT MAY ADD/CHANGE/ DELETE ANY COMPONENT IN THE BUILDING ACCORDING TO HIS REQUIREMENTS & UP TO AMIRI DIWAN STANDARDS.
9. ALL INTERNAL & EXTERNAL GAMES/ SPORTS TO BE DESIGNED BY A SPECIALIST & SUBMITTED FOR CLIENT'S APPROVAL.

REV.	DATE	DESCRIPTION	CHKD.
------	------	-------------	-------

REVISION

CONTRACTOR/SUBCONTRACTOR COORDINATION RELEASE

DISCIPLINE	COMPANY NAME	SIGN	DATE
ARCH.			
STRUC.			
HVAC			
ELECT.			
PLUM.&F.F.			
ALUMINUM			

PROJECT
AL SHAHEED PARK - PHASE 3

SCHEMATIC DESIGN

DRAWING TITLE

CLOSE UPS - INTERACTIVE AREAS

ACTION		TRANSMITTAL NO.		DATE:	
APPROVED	A	DRAWN	CHECKED	SCALE	DATE
APPROVED AS NOTED	B	ST		1/500	DEC 2018
REVISE AND RESUBMIT	C	R.D. DRAWING		DRAWING	
NOT APPROVED	D				
R.E :	DATE :	REV	01	101 - 007	

Close Up A Arts Instalation



Karl-Johan Ekeröth




Shigeo Matsubara


Images of artistic and lighting installations for reference only.

The artists, groups and brands indicated in the images only serve as reference for the type of environments that are intended for the spaces destined to receive installations, sculptures or other forms of artistic expression that can be contemplated or even allow interaction with the public.

Artistic Installation of Lights



Howeleryoon



CS Design

Close Up B Interactive Instalation



Ignacio Cadena



Jesus Soto

Close Up E Outdoor Skate Park / Outdoor Parkour & Sky Trail

Drawing for reference only.

Detailed design to be submitted by a specialist previously approved by the client.

Design including but not limited to all finishes, equipment, services, mechanical, electrical... etc to be provided for approval.

All mechanical and electrical services to be connected to the main building.

Contractor must coordinate all relevant works.

LEGEND:

MATERIALS

PLAYGROUND ROLLER PATH COVER

PLAYGROUND ROLLER COVER

WOOD

TREE NET

EQUIPMENT

FIXED

MOVABLE

BENCH & VAPORS (6un)

ELEMENTS

ARTISTIC INSTALATIONS

ILUMINATION INSTALATIONS

WATER FEATURES

VEGETATION

TOPIYARIE(BUXUS)

TREES

PALMS&TREES PROPOSED

TREES TO MAINTAIN

ROUTES

AMIRI PATH (TO FOLLOW SHAHEED 1 AND 2 OR AS CLIENT REQUEST AND APPROVAL)

VISITORS PATH (TO FOLLOW SHAHEED 1 AND 2 OR AS CLIENT REQUEST AND APPROVAL)

JOGGING CIRCUIT 1 - (2330m)

TOPOGRAPHY

15.00_ MASTER COUNTER LINE

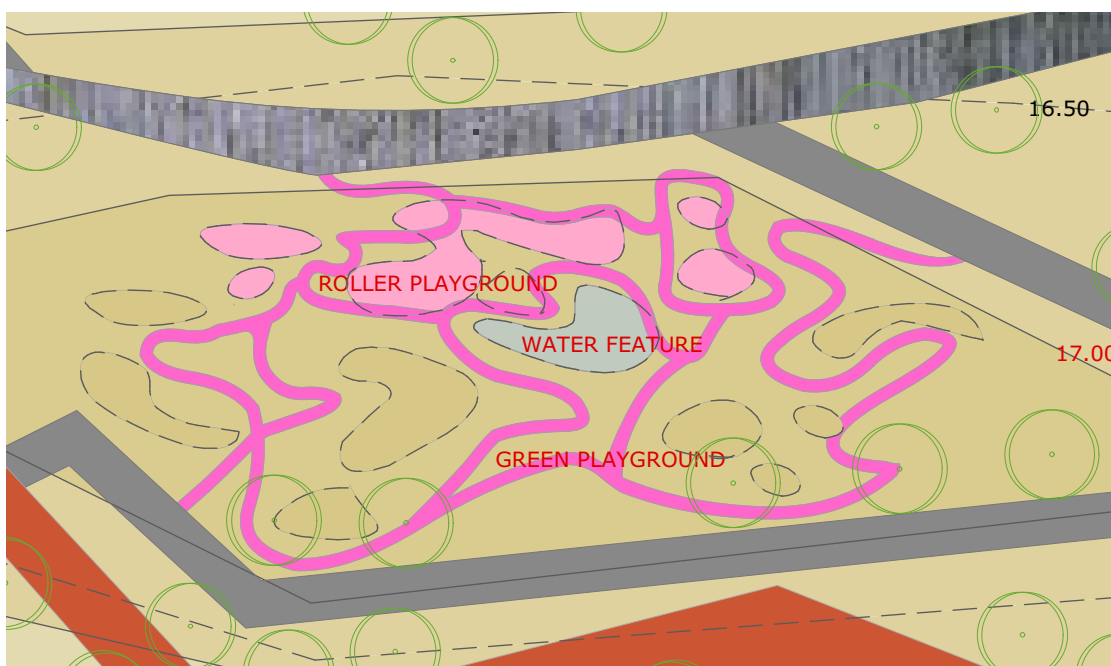
15.50_ COUNTER LINE

CONTOUR LINES

+12m

+21m

Close Up C Mountains Playground Hibrid Area



Kinnear Landscape Architecture



Kinnear Landscape Architects



Rural Studio



Carve Landscape



Rainer Schmidt



Rainer Schmidt

Close Up D Tree Playscape



Tezuka



Tezuka

Playground Instalation



Jacob Dalgreen

Interactive Route



Locus Associates




Cornelia Konrads

Tree Net



Slackline, Villamanin Park



Author unknown